


Carton Clamps

5

- a 6D-series Carton Clamps
- b 8D-series Carton Clamps



STRICTA

Forklift Attachments

Carton Clamps



■ 6D-series Carton Clamps



■ 8D-series Carton Clamps

Functions & Applications

Carton clamps provide safe, efficient handling of carton-packaged goods, ideal for pallet-free operations in industries like tobacco and home appliances (e.g., refrigerators, TVs, washing machines).

Structural Features

- Self-lubricating sliding bars are securely and reliably mounted.
- Side shifting function is controlled via the valve, ensuring ease of operation.
- Optimized structural design enhances visibility.
- T-shaped sliding components provide high strength and uniform stress distribution.
- Thin clamp arm design facilitates easy insertion into tightly stacked goods.
- The all-steel frame structure delivers high strength to meet the demands of intensive operations.

Carton Clamps

Flow and Pressure Requirements

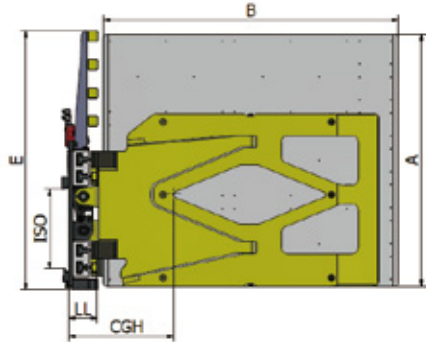
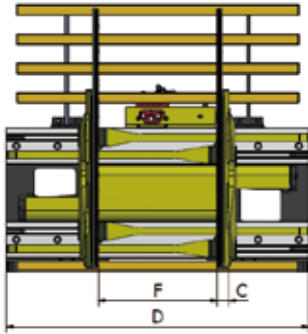
Model No.	Min. Flow Rate	Recommended Flow Rate	Max. Flow Rate	Max. Pressure
CCB10/CCS10	15 LPM	25 LPM	40 LPM	160 Bar
CCB15/CCS15	15 LPM	25 LPM	40 LPM	160 Bar

Options

- Four-stage pressure control valve: Enables presetting of three additional pressure levels, beyond the forklift's default system pressure, to accommodate the clamping force requirements of various goods.
- Pressure control valve:
Adjusts pressure settings to match the specific requirements of the load, ensuring safe and efficient operations.



6D-series Carton Clamps



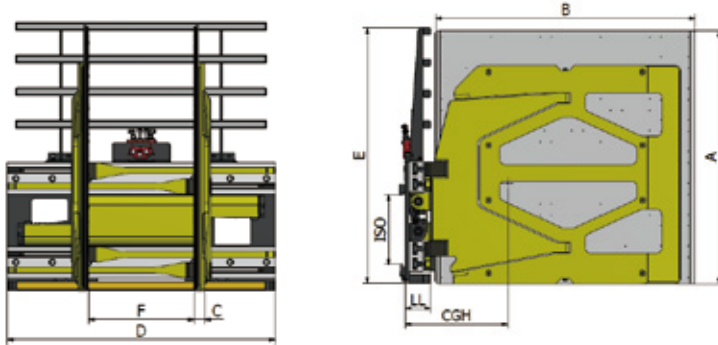
Model No.	Capacity / Load Center (kg/mm)	Opening Range (mm)	Mounting Class (ISO)	Arm Length (mm)	Arm Height (mm)	Arm Thickness (mm)	Frame Height (mm)	Frame Width (mm)	Effective Thickness (mm)	Horizontal Center of Gravity (mm)	Weight (kg)
11CCS15-B022	1500/605	550-2000	ISO 3A	1210	1210	86	1242	1140	141	465	776
11CCS15-B024	1280/710	550-2000	ISO 3A	1420	1210	86	1242	1140	141	545	855
11CCS15-B224	1280/710	550-2200	ISO 3A	1420	1210	86	1242	1400	141	506	912
11CCS15-B424	1280/710	500-2420	ISO 3A	1420	1210	86	1242	1600	137	436	842

Notes :

- 1) The rated load capacity is a designed value calculated based on the load center of the largest diameter paper roll. For the actual overall capacity, please consult the forklift manufacturer.
- 2) Two (2) additional hydraulic circuits are required from the forklift.
- 3) The listed models are ANTWELL's standard product types; tailored solutions are available to meet specific operational requirements.



5b 8D-series Carton Clamps



Model No.	Capacity / Load Center (kg/mm)	Opening Range (mm)	Mounting Class (ISO)	Arm Length (mm)	Arm Height (mm)	Arm Thickness (mm)	Frame Height (mm)	Frame Width (mm)	Effective Thickness (mm)	Horizontal Center of Gravity (mm)	Weight (kg)
11CCS15-B8234	1250/710	550-2200	ISO 3A	1420	1380	90	1396	1400	141	558	1078
11CCS15-B8424	1280/710	600-2400	ISO 3A	1420	1210	86	1242	1600	141	541	1069
11CCS15-B8642	1500/605	720-2640	ISO 3A	1210	1380	86	1566	1600	137	435	952

Notes :

- 1) The rated load capacity is a designed value calculated based on the rated load center. For the actual overall capacity, please consult the forklift manufacturer.
- 2) Two (2) additional hydraulic circuits are required from the forklift.
- 3) The listed models are ANTWELL's standard product types; tailored solutions are available to meet specific operational requirements.